

CRIPTONITE  
GLOBAL  
SELECT  
AMC

CRIPTONITE ASSET  
MANAGEMENT S.A.

WEB3 IS RISING IN FRONT OF OUR EYES.  
INVEST IN OPPORTUNITIES THAT WILL  
BECOME THE LEADERS OF TOMORROW.

# THE CONTINUITY OF OUR MID CAP AMC

We launched the Mid Cap in 2020 **to focus on mid-market cap assets**. This strategy involved a **token selection** and **market timing approach**.

During the bear market and the sharp decline in small alt coins, many Mid Cap investors sought a product with a stronger focus on a buy-and-hold strategy for the bull market phase, exiting only afterward.

Others preferred to stick with mid caps (avoiding smaller ones) while continuing to apply a market-timing approach.

In response, we created **Global Select** by separating a group of investors starting in May 2024, gradually investing them in smaller caps. Approximately 60% of Global Select remains in more liquid assets to ensure good product liquidity.

## SUMMARY



The portfolio:



Achieve long term capital growth by investing in **early projects' tokens** that are not yet listed on "mainstream" centralized exchanges and in **blue chip crypto tokens**.

## WHO'S BEHIND THIS PRODUCT?



**Criptonite Asset Management**, a **FINMA** authorized portfolio manager specialized in digital assets management based in Geneva **since 2018**.

Asset Management SA

## OUR ADDED VALUE



Only onboarded with **regulated counterparties**.



Access to more than **10 exchanges** through a regulated custodian and exchange aggregator.



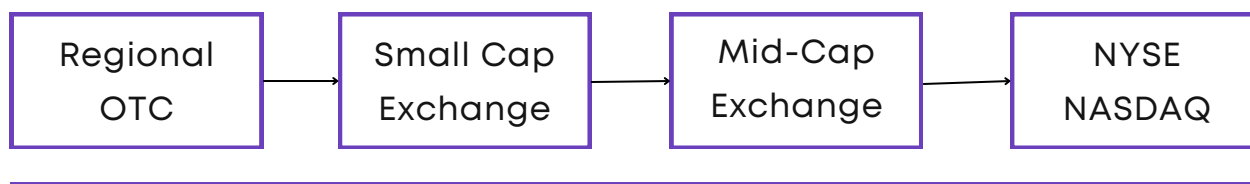
Unparalleled access to **market intelligence**



Singular **analytical skills** and **venture capacities** that guide our investment process

# WHAT IS CURRENTLY HAPPENING IN CRYPTO IS SIMILAR TO WHAT HAPPENED IN EQUITIES 30 YEARS AGO.

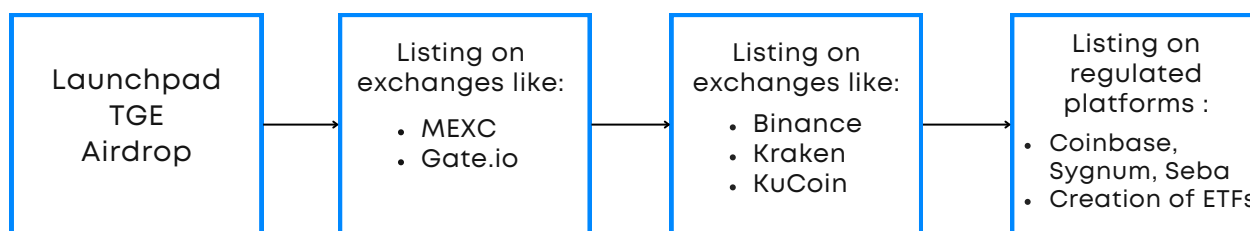
- **Equities** were initially listed on regional exchange and were gradually moving to larger, more liquid trading places. To eventually trade in places like **NYSE** or **NASDAQ**.
- Along the way, brokers and financial analysts were publishing **research** to potential investors.
- **Attractive companies** were catching the attention of **larger exchanges** which proposed listing.



= Research publications, institutional investors' awareness

## Today in crypto, we see exactly the same:

- Key opinion leaders have replaced research
- Listing agents at exchanges offer listings



## THE STRATEGY



### Our Weekly investment committees

allow us to build our investment selection. Following an **in-depth analysis**, our experts will hand-pick cryptocurrencies, at the **earliest possible point in time**, with the **highest potential** of becoming the next top crypto assets.



Another **part of the portfolio will be invested in the top 30 digital assets by market cap to ensure necessary liquidity** within the actively managed certificate.

## INVESTMENT PROCESS

### IDENTIFICATION OF KEY VERTICALS

- Identification of key trends within the crypto and web3 universe
- Constant contact with key developers as well as investment teams

### IDENTIFICATION OF BEST CRYPTO TOKENS

- Library of best names across all segments
- Proprietary research
- Contacts with industry research and conferences

### DUE DILIGENCE

- White papers' review
- GitHub monitoring
- Contacts with Protocols leaders
- 3rd party DD when necessary

### MONITORING

- Continuous review of investments' selection & portfolio


## WHY INVEST WITH US



### REGULATED STRUCTURE

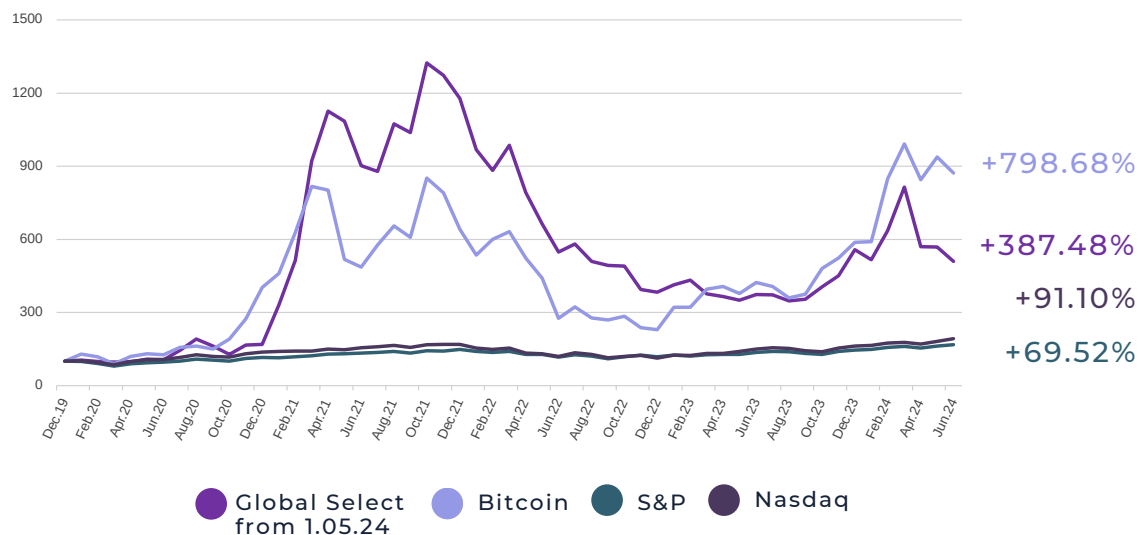
We have built trust worthy relationships with **regulated counterparties** that allow us to offer a **high potential and audited Actively Managed Certificate** with **very limited operational risk**.

Our regulated custodian & exchange aggregator only onboards regulated entities. **The whole operational infrastructure makes this strategy non-replicable.**



**+20 YEARS OF COMBINED EXPERIENCE IN THE WEB3 ECOSYSTEM**

## PERFORMANCE (SINCE 01.01.20)



## MONTHLY RETURNS SINCE INCEPTION (01.01.20)\*

		JAN	FEB	MAR	APR	MAY	JUN	JUL	AUG	SEP	OCT	NOV	DEC	YTD
2024	Mid-Cap/Global Select	-7,53%	23,23%	28,17%	-30,02%	-0,28%	-10,49%	-4,25%						-12,65%
	Bitcoin	0,60%	43,60%	16,80%	-14,80%	11,10%	-7,00%	3,00%						52,99%
2023	Mid-Cap	7,86%	4,81%	-13,04%	-2,88%	-4,26%	6,76%	-0,27%	-6,77%	1,78%	14,44%	11,41%	23,67%	45,61%
	Bitcoin	39,67%	0,02%	23,02%	2,79%	-6,96%	12,00%	-4,00%	-11,30%	3,90%	28,55%	8,81%	12,20%	155,49%
2022	Mid-Cap	-17,82%	-8,77%	11,52%	-19,52%	-16,32%	-17,50%	6,03%	-12,28%	-3,14%	-0,45%	-20,04%	-2,91%	-67,48%
	Bitcoin	-16,60%	12,10%	5,40%	-17,30%	-15,60%	-37,30%	16,80%	-12,20%	-3,10%	5,55%	-23,50%	-3,60%	-64,18%
2021	Mid-Cap	96,11%	55,47%	79,00%	22,25%	-3,66%	-16,79%	-2,67%	22,33%	-3,33%	27,46%	-3,81%	-7,45%	598,53%
	Bitcoin	14,37%	36,41%	30,11%	-1,78%	-35,38%	-6,09%	18,63%	13,42%	-7,02%	39,90%	-7,20%	-18,80%	59,57%
2020	Mid-Cap	5,36%	-6,14%	-1,79%	0,18%	12,21%	-3,28%	37,25%	31,95%	-14,89%	-21,34%	29,63%	1,67%	68,73%
	Bitcoin	29,91%	-8,62%	-24,94%	34,56%	9,57%	-3,38%	24,06%	2,74%	-7,46%	28,04%	42,77%	46,97%	302,24%

\*The monthly performance represents the performance of our Pilote Certificate, net of fees. From May 12th 2021 to April 31st 2024, the performance represents the actual monthly return of the Mid-Cap certificate, net of fees. **From May 1st 2024, the performance represents the actual monthly return of the Global Select certificate, net of fees.**

**Past Performance disclaimer:** Past performance does not guarantee future results. No guarantee is given by the Actively Managed Certificate, the strategy Manager that the investment objective of the Certificate will be achieved. The investment return and principal value of an investment will fluctuate so that an investor's units, when redeemed, may be worth more or less than their original cost. The performance data does not take into account the commissions and costs incurred on the issue and redemption of units.

## PRODUCT DETAILS

<b>ISIN NUMBER</b>	<b>CH1213604049</b>
Structure	Actively Managed Certificate (in the form of Bearer Debenture Bonds) Issuer: Super Global (Luxembourg, Germany)
Minimum Investment	USD 100'000
Subscriptions / redemptions	Daily / Weekly
Performance Fee	20% with High Water Mark
Management Fee	2%
Hurdle Rate	5%
Custody Fee	0.20%
Investment Manager	Criptonite Asset Management SA (CH) authorized by FINMA
Paying Agent	ISP Securities AG (CH)
Administrator	Super Global (Luxembourg, Germany)
Executing Broker	APLO (FR), AMF Regulated
Depository & Crypto Asset storage Provider	APLO (FR), AMF Regulated
Placement Type	Private placement for qualified investors only

## CONTACT

info@criptoniteam.com

+41 (0) 22 310 52 81

www.criptoniteam.com

